



BODY BITS

OSHC ACTIVITY



Materials:

Copies of the 'Pin the Organ...' activity sheet (1 per student)
Copies of the 'Organs' activity sheet (1 per student)
Coloured Pens/Pencils
Sticky Tape/Glue Sticks
Scissors

This is an individual activity intended to be done indoors. Once the students have completed the activity they will have their own copy of the 'Pin the Organ...' sheet to take home with them.

Safety Information:

✿ Younger children may need help with the scissors - a 'buddy system' between the older and younger students could be very useful here.

Preparation:

Each student needs to collect one of each of the printouts and seat themselves near the pens/pencils.

Activity:

This really needs no demonstration - let the students get straight into it. They will need to colour the organs first - suggested colours are listed for each one, or they can use their memory of the torso dummy from the Body Bits show as a guide. Once the organs are coloured they need to be carefully cut out and glued into the body outline. If the students are being particularly careful, they may want to only partially glue certain organs so that they can still be lifted (like flaps) to see what's beneath them.

Development:

Point out to the students that there are a few more activities on the sheet:

- ✿ "Draw in the brain and the eye."
- ✿ Try to draw all of the bones in one arm and hand. Try to feel for the bones in your own arm to help you.

You could help out the younger students by letting them take a look at your **cheat sheet** (page 4).

Roundup:

Make sure everyone has put their name on their sheet so they can find it later.



BODY BITS

'PIN THE ORGAN...'

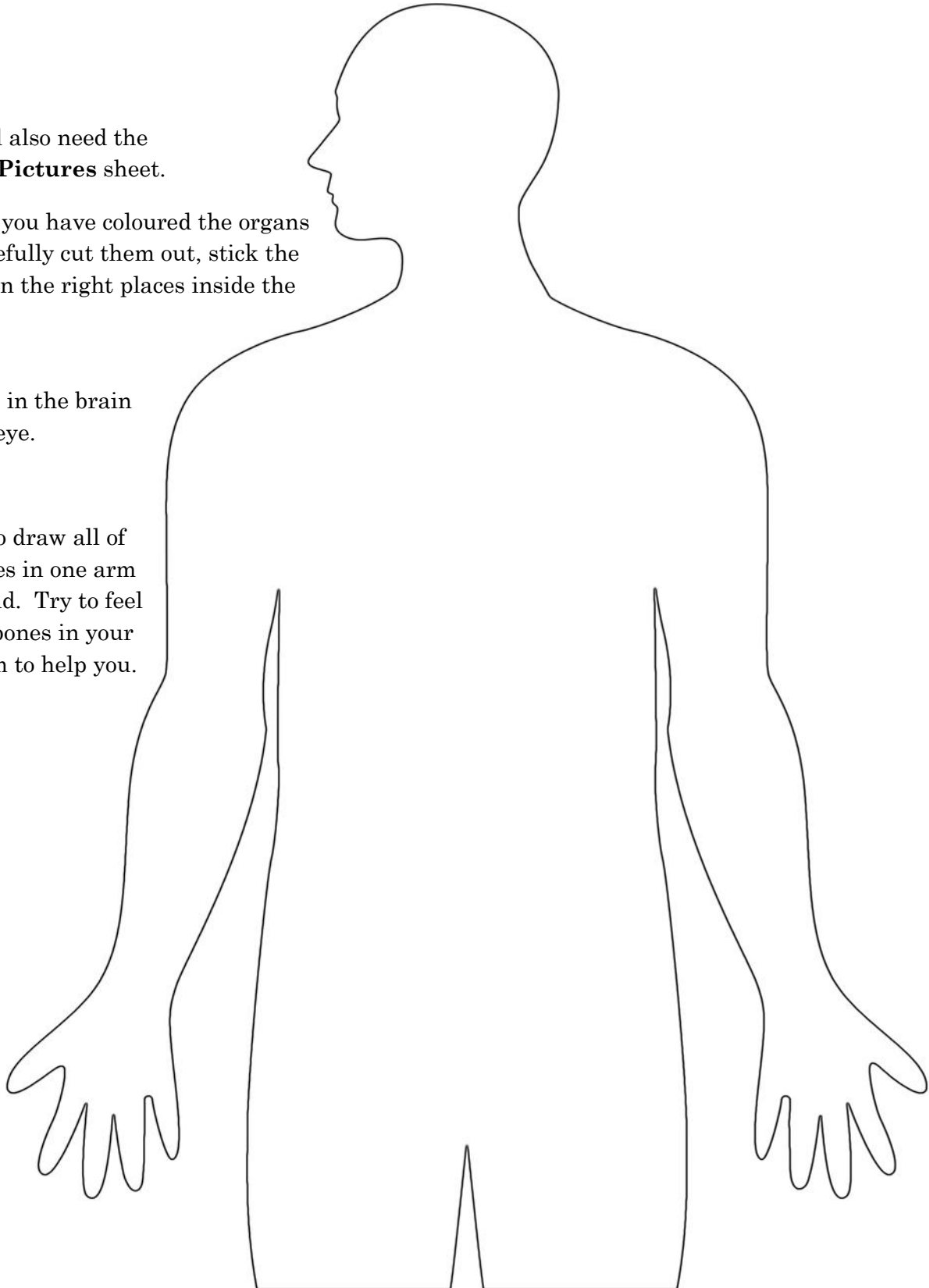


You will also need the **Organ Pictures** sheet.

1) Once you have coloured the organs and carefully cut them out, stick the organs in the right places inside the outline.

2) Draw in the brain and an eye.

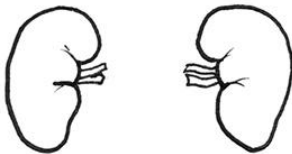
3) Try to draw all of the bones in one arm and hand. Try to feel for the bones in your own arm to help you.



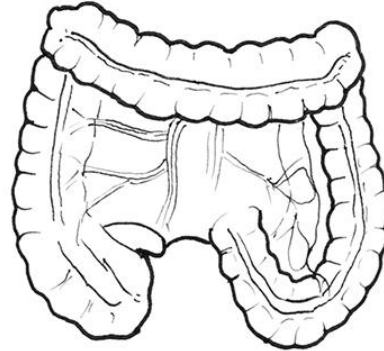


BODY BITS 'ORGANS'

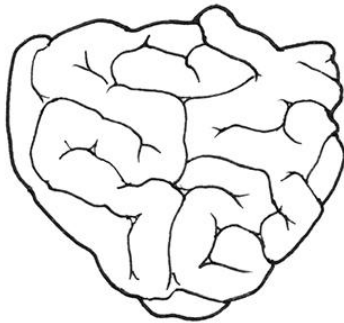
Colour in the organs and cut them out to stick on your body outline.



Kidneys
(dark brown)
Clean the blood, produce urine



Large Intestine
(blue, white, light brown,
with veins and arteries)
Last stage of digestion before poo,
absorbs water from food



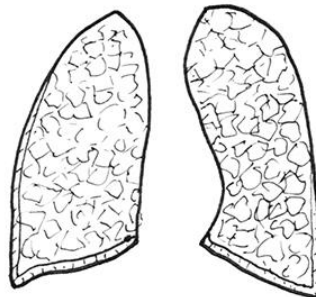
Small Intestine
(pale brown/yellow
with veins and arteries)
Mid Stage of digestion where
nutrients are absorbed from food
and into the blood



Stomach
(pale pink and yellow)
Early stage of digestion, where
food is mixed into a sludge



Liver
(dark brown and glossy)
Cleans the blood, controls
nutrients in the blood



Lungs
(dark pink)
Puts oxygen from the air into the blood,
puts carbon dioxide from the blood into the air



Heart
(pink and red
with veins and arteries)
Pumps blood around the body



BODY BITS
'PIN THE ORGAN...'

